

PLANTS

Photo Journal



DIRECTIONS: For each of the following, attach or illustrate a real life example. Be sure you include the date you spotted it, the location of where you spotted it, and a detailed description explaining exactly what your illustration or photo depicts.

1. Vascular plant
2. Non-Vascular plant
3. A member of the phyla 'gymnosperm'
4. A member of the phyla 'angiosperm'
5. A tropism
6. A tropism
7. A symbiotic relationship
8. A reproductive feature

Safety Note:

Be sure to stay clear of and monitor your handling of plants that could possibly be poisonous. For more info, visit:


tinyurl.com/LHplantsafety

Type: **Vascular Plant**

Date Found: _____

Location Found: _____

Illustrate or attach picture here:




Description: _____

Type: **Non-Vascular Plant**

Date Found: _____

Location Found: _____

Illustrate or attach picture here:




Description: _____

Type: **A member of the phyla 'gymnosperm'**

Date Found: _____

Location Found: _____

Illustrate or attach picture here:




Description: _____

Type: **A reproductive feature**

Date Found: _____

Location Found: _____

Illustrate or attach picture here:



Description: _____

Type: **A symbiotic relationship**

Date Found: _____

Location Found: _____

Illustrate or attach picture here:




Description: _____

Type: **A member of the phyla 'angiosperm'**

Date Found: _____

Location Found: _____

Illustrate or attach picture here:




Description: _____

Type: **A tropism**

Date Found: _____

Location Found: _____

Illustrate or attach picture here:




Description: _____

Type: **A tropism**

Date Found: _____

Location Found: _____

Illustrate or attach picture here:



Description: _____

